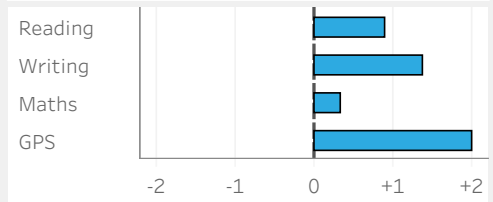
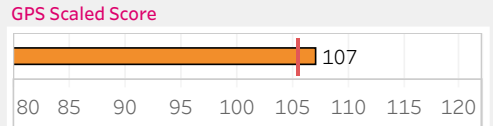

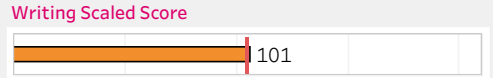



EXS RWM		Attendance	
School	NAT	Cohort	Nat Y6
65%	62%	92.4%	94.1%

	FFT School Attainment	Nat. 2024	Nat. 2023	VA 2024 (EYFS - KS2)
% Expected Read/Writ/Maths	65%	62%	59%	+14%
% Higher Read/Writ/Maths	2%	8%	8%	-5%
Scaled Score Read/GPS/Maths	105.1	104.7	104.6	+1.0
% Expected Reading	80%	75%	73%	+11%
% Higher Reading	18%	28%	29%	-4%
Scaled Score Reading	105.4	105.1	105.1	+0.9
% Expected Writing	73%	73%	71%	+9%
% Higher Writing	7%	13%	13%	-3%
Scaled Score Writing	101.2	101.8	99.8	+1.4
% Expected Maths	76%	75%	73%	+9%
% Higher Maths	16%	25%	24%	-3%
Scaled Score Maths	104.2	104.4	104.2	+0.3
% Expected GPS	80%	73%	72%	+14%
% Higher GPS	38%	33%	30%	+11%
Scaled Score GPS	107.2	105.3	104.9	+2.0

Total pupils: 55  
Pupils with EYFS: 48

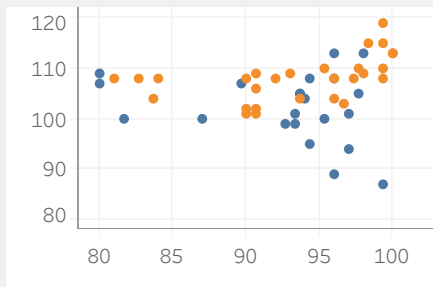


Pupil groups	Pupils	Reading SS	Reading VA	Writing SS	Writing VA	Maths SS	Maths VA	GPS SS	GPS VA	Attendance
All pupils	55	105.4	+0.9	101.2	+1.4	104.2	+0.3	107.2	+2.0	92% ●
Female	29	108.0	+1.9	104.0	+1.3	105.5	+0.8	109.0	+1.7	94% ●
Male	26	102.2	-0.3	97.8	+1.4	102.6	-0.2	104.8	+2.4	91% ●
Higher	9	110.2	-0.1	104.1	-2.2	107.6	-1.3	111.4	-0.3	95% ●
Middle	23	106.7	+1.5	102.7	+1.4	105.0	+1.1	107.7	+2.6	91% ●
Lower	16	101.3	+0.5	98.2	+3.4 ●	100.6	+0.2	102.7	+2.4	94% ●
FSM6	30	105.3	+1.4	101.2	+2.1	102.4	-0.3	105.0	+1.0	92% ●
Not FSM6	25	105.7	+0.2	101.2	+0.2	106.3	+1.3	109.9	+3.5 ●	93% ●
EHCP	3	108.0	-11.8 ●	97.0	-5.6 ●	104.0	-11.0 ●	104.0	-12.7 ●	94% ●
Support	4	96.0	-1.3	97.0	+3.7 ●	88.8	-8.6 ●	95.5	-1.6	94% ●
Not SEN	48	106.2	+2.0	101.8	+1.7	105.5	+2.0	108.3	+3.4 ●	92% ●
Autumn	16	105.5	+1.2	101.1	+3.1 ●	104.9	+1.0	108.9	+4.6 ●	91% ●
Spring	20	105.9	+1.6	101.0	+0.8	104.2	+0.4	106.5	+1.1	94% ●
Summer	19	104.9	0.0	101.5	+0.5	103.6	-0.3	106.5	+0.8	92% ●

X Axis Attendance

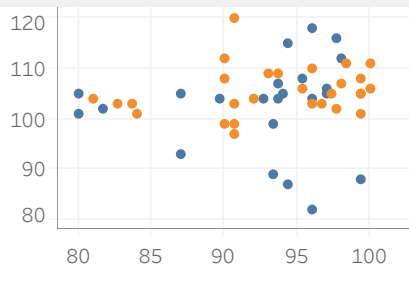
**Scaled Score Reading**

Female (orange) | Male (blue)



**Scaled Score Maths**

Female (orange) | Male (blue)



**Scaled Score GPS**

Female (orange) | Male (blue)

